

# FUSES

## Resettable fuses

# PFME

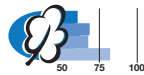
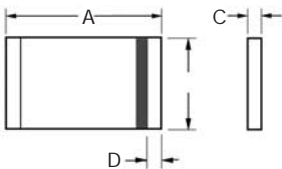
### Surface Mount PTC-Fuses Type PFME

5,3 x 11,5 mm  
fast tripping  
Packaged per EIA 481-1

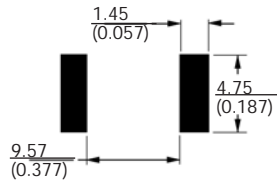
100 °C trip temperature  
Agency recognition:  
UL, CSA, TÜV



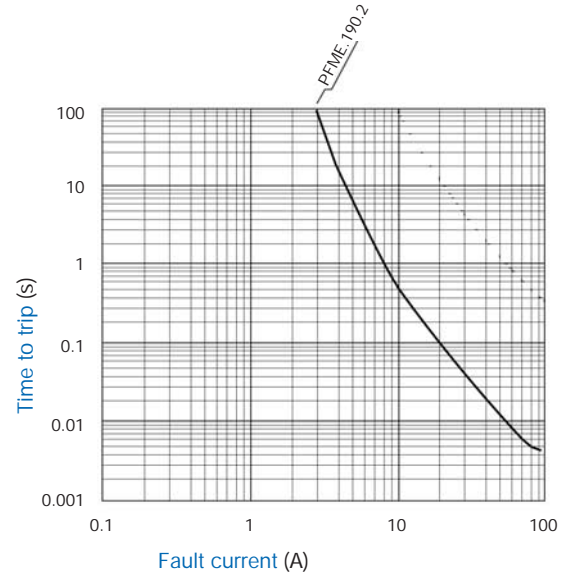
Dimensions



Solder pad layouts



Typical Time to Trip at 23 °C

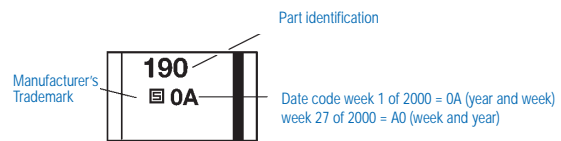


### Applications

- battery cell protection

### Typical Part Marking

Layout may vary



### Environmental Characteristics

Operating/Storage Temperature	-40 °C to +85 °C	
Maximum Device Surface Temperature in Tripped State	125 °C	
Passive Aging	+85 °C, 1000 hours	± 5% typ. resist. change
Humidity Aging	+85 °C, 85% R.H. 1000 hours	± 5% typ. resist. change
Thermal Shock	+85 °C/-40 °C 20 times	±10% typ. resist. change
Solvent Resistance	MIL-STD-202, Method 215	No change
Vibration	MIL-STD-883C, Method 2007.1, Condition A	No change

### Test Procedures And Requirements For Model PFME Series

Test	Test Conditions	Accept/Reject Criteria
Visual/Mech.	Verify dimensions and materials	Per MF physical description
Resistance	In still air @ 23 °C	$R_{min} \leq R \leq R_{max}$
Time to Trip	At specified current, $V_{max}$ 23 °C	$T \leq \text{max. time to trip (sec.)}$
Hold Current	30 min. at $I_{hold}$	No trip
Trip Cycle Life	$V_{max}$ , $I_{max}$ , 100 cycles	No arcing or burning
Trip Endurance	$V_{max}$ , 48 hours	No arcing or burning

**Electrical Characteristics**

Type	I <sub>max</sub>	V <sub>max</sub>	I <sub>hold</sub>	I <sub>trip</sub>	Initial Resistance	1 Hour (R1) Post-Reflow Resistance	Max. Time to trip at 23 °C/8A		Tripped Power Dissipation
							Amperes at 23 °C	Seconds	
	A	V	Hold	Trip	R <sub>min.</sub>	R <sub>1 max.</sub>	at 23 °C	at 23 °C	
PFME.190.2	100	16	1.9	3.8	0.017	0.08	10	2.0	1.5

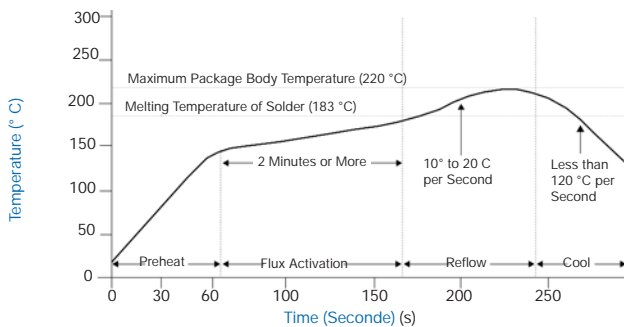
**Dimensions**

Type	A		B		C		D	
	min.	max.	min.	max.	min.	max.	min.	max.
PFME.190.2	11.15 (0.439)	11.51 (0.453)	4.83 (0.190)	5.33 (0.210)	0.33 (0.013)	0.63 (0.025)	0.53 (0.021)	1.02 (0.040)

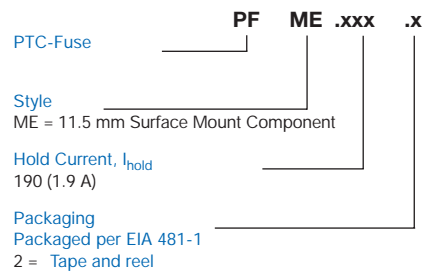
Packaging: 2000 pcs. per reel

Dimensions in mm/inches

**Soldering Profile**



**How To Order**



**Note**

- PFME models can be wave soldered and reworked.

**Thermal Derating Chart-I<sub>hold</sub> (Amps)**

Type	Ambient Operating Temperature								
	-40 °C	-20 °C	0 °C	23 °C	40 °C	50 °C	60 °C	70 °C	85 °C
PFME.190.2	3.04	2.7	2.2	1.9	1.44	1.23	1.00	0.78	0.49